


REVIEW AND TIPS FOR TEACHING THE SELF-DISCIPLINE SKILL OF EXHIBITING LEADERSHIP

9.




A LEADER....
....Sees the needs of others and considers them important.
....Stands on the side of truth, even if they stand alone.
....Acts on behalf of another, even if they are inconvenienced.

LEADERSHIP

Christine Morris

Teaching Self-discipline: 15 Essential Skills

 LISTENING	 COOPERATION	 ORGANIZATION
 FOLLOWING INSTRUCTIONS	 REASONS FOR RULES	 PEACE RESOLVING PROBLEMS
 ASKING QUESTIONS	 COMPLETING A TASK	 INITIATING SOLUTIONS
 SHARING	 LEADERSHIP	 FACT VS. FEELING
 SOCIAL SKILLS	 COMMUNICATION	 SERVE OTHERS <small>Disability Rights</small>

The skill of Leadership is related to the ability to demonstrate Social Skills and to Serve Others.

Skill #9




Teach the skill of **EXHIBITING LEADERSHIP** to:

- 1. Assist students to take a personal stand on issues.**
- 2. Help students go against negative group pressure.**
- 3. Teach students to identify unsafe, illegal or immoral actions.**
- 4. Distinguish for students the difference between positive and negative leadership.**
- 5. Help students self-evaluate their ability to demonstrate the qualities of a leader.**

Skill Illustration

9.




A LEADER.....

-Sees the needs of others and considers them important.
-Stands on the side of truth, even if they stand alone.
-Acts on behalf of another, even if they are inconvenienced.

LEADERSHIP

Gesture for the skill—

Raised hand to volunteer.



**Children
have a
right to know
the values
of their
heroes**

THERE ARE HIDDEN QUALITIES ABOUT HEROES THAT ARE NOT OBVIOUS TO CHILDREN.

HEROES...

- ... **See** the **needs** of others and consider them **important**.
- ... Stand on the side of **truth** even if they stand **alone**.
- ... **Act** on behalf of another even if they are **inconvenienced**.



**DISCIPLINE
WITH
PURPOSE^o**

QUALITIES OF A LEADER


Sixth graders listed these leadership qualities

1. Works to build-up others
2. Listens to others
3. Does whatever it takes to accomplish a task even if it means more work and less play
4. Are well liked and uses social skills
5. Respects everyone's ideas
6. Uses good communication skills
7. Restrains their impulsivity
8. Offers to teach and help others
9. Sticks up for victims
10. Are trustworthy
11. Can problem solve and are able to make decisions
12. Are able to complete tasks on time
13. Are positive and nice to be around

LEADERSHIP IN SCHOOL

Leaders for school should be able to:

- Explain the school motto, colors, mascot, mission statement.
- Sing/recite the school song
- List and explain the all school and classroom rules.
- Orient new students to the school in a positive manner.
- Make visitors feel welcome.
- Stand up against bullying, hazing or cliques.
- Conduct a class meeting or committee meeting.
- Set agendas and stick to them.
- Make a plan and set goals.
- Identify tasks and delegate responsibilities.



CITIZENSHIP PLEDGE

I am responsible for all my actions and behavior today.

I will listen, do my work, and learn.

I will respect the feelings, property, and rights of others

I will be a good citizen by doing what is right, not because
I am being watched by adults, but because it is the
right thing for me to do for myself and for others.

Practice and Observe

MY LEADERSHIP CARD

Name _____

QUALITY

CHECK

KEY WORDS

Worked to build
people up.

Supported the
class in a positive
way.

1. Duplicate cards
2. Give one to each person who wants to practice leadership.
3. For one week each time you observe someone in a leadership position place a check in the box and write a key word that will help you remember what they did.
4. At the end of the week share your observations with the class.

WHAT QUALITIES WILL OUR CLASS BE KNOWN FOR?

Invite students to define themselves as a CLASS by selecting skills that represent them as a group.

Form an acronym using the word CLASS.

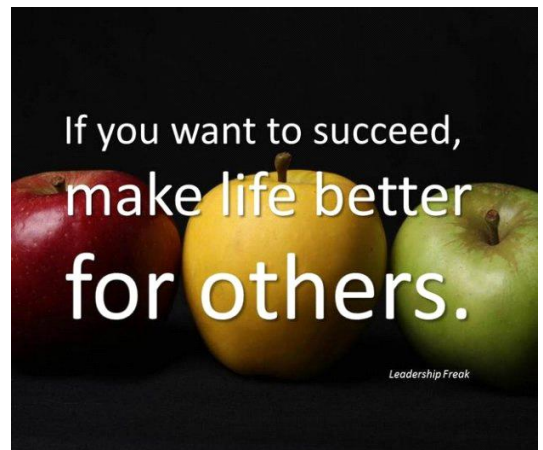
C ooperates

L istens

A sks appropriate questions

S ocially interacts with everyone

S tands up against bullying



USE QUOTES TO HIGHLIGHT LEADERSHIP

“A winner makes commitments; a loser makes promises.”



- Unknown

“Stand with anybody that stands right and part with him when he goes wrong.” – Abraham Lincoln

“Standing in the middle of the road is very dangerous; the traffic from both sides knocks you down.” – Rev. 3:15

“A man who wants to lead the orchestra must turn his back on the crowd.” – Max Lucado

“Don’t find fault. Find a remedy.” – Henry Ford

Homework Assignments

Leadership

- Read the daily paper and select two people in the news who show the three qualities of a leader.
 - Sees the needs of another and thinks they are important.
 - Stands on the side of truth even if they stand alone.
 - Is willing to be inconvenienced for the sake of others.
- Tell one of your parents about a time when you thought they were a leader.
- Watch one family TV show looking for the 3 qualities of a leader listed above. Then decide who in the show was the best leader.
- Think of a popular role-model and explain how they show the three qualities of a leader.

How Teachers Model Leadership

- They are consistent in carrying out procedures listed in the school handbook even if they are not popular with the students.
- They work to turn negative conversations among staff members into something productive and positive.
- If they are a committee leader they delegate responsibilities.
- They serve as a mentor to a student in the school who is having difficulty.
- They invite students who are well versed in technology to mentor them.

Assessing Progress

- Use a rubric to assess progress.
- Show students the rubric after the skill is introduced
 - Lacks knowledge or willingness
 - Needs assistance
 - Basic mastery
 - Proficiency
- Let students self-evaluate at the end of the three weeks practice.
- Share this information with parents.

(See sample rubrics from Assessment Made Easy – Tara Kassi)

REFLECTION

1. Identify something you learned or re-learned from this presentation.
 2. Name one action step you will try each of the next three weeks.
- Review with students the three hidden qualities leaders possess. (Slide 5)
 - Teach students the Citizenship Pledge found on slide 7 and plan to recite it each morning.
 - Invite students to carry the leadership card on slide 8 and for one week observe others who practice the skill of leadership. Plan a time for students to report what they observed.
 - Assign one of the homework activities suggested on slide 11.
 - Use one of the methods suggested on slide 12 to help students keep track of their skill practices.